

PRI Poverty Insight Project Survey

Results Overview



Date: 7/11/2007 8:19 AM PST
 Responses: Completes
 Filter: Leelanau County residents ALL

2. (1) Do you or your household members use the services from any of the following organizations or programs (check all that apply)?

| | | | |
|--|--|----|-----|
| Department of Human Services Food Assistance | | 73 | 60% |
| Department of Human Services Income Assistance | | 16 | 13% |
| Free or reduced lunches through the schools | | 37 | 30% |
| CHAP | | 38 | 31% |
| TenCon | | 1 | 1% |
| Northwest Health Plan | | 1 | 1% |
| WIC | | 34 | 28% |
| Family Planning Clinics at the Health Department | | 15 | 12% |
| Grand Traverse / Leelanau Laundry Project | | 5 | 4% |
| Subsidized housing | | 7 | 6% |
| Michigan Works | | 22 | 18% |
| Head Start | | 8 | 7% |
| Goodwill Inn | | 5 | 4% |
| Father Fred | | 25 | 20% |
| Community meals / Local food banks | | 19 | 16% |
| Salvation Army | | 11 | 9% |
| Teamwork Northwest | | 0 | 0% |
| Medicaid | | 65 | 53% |
| Northwest Michigan Human Services Agency | | 20 | 16% |
| MSU Extension Service | | 8 | 7% |
| Migrant Program / Telamon | | 0 | 0% |
| Other (please name it) | | 9 | 7% |

3. (2) What kinds of community services have been very helpful to you? Help with ... (check all that apply)


| | | | |
|--|--|----|-----|
| Job training or education | | 8 | 6% |
| Job searching | | 10 | 8% |
| Keeping a job | | 5 | 4% |
| Reading and writing English | | 2 | 2% |
| Housing | | 9 | 7% |
| Food assistance | | 76 | 61% |
| Transportation | | 8 | 6% |
| Child care | | 15 | 12% |
| Medical care | | 80 | 64% |
| Dental care | | 34 | 27% |
| Alcohol or drug treatment | | 5 | 4% |
| Counseling on relationships with my spouse, partner, family, or others | | 11 | 9% |
| I have not needed or been helped by any of these | | 14 | 11% |
| Any other helpful community service | | 10 | 8% |

4. (3) What kind of additional help do you need, that no program is now providing to you? Help with ... (check all that apply)






| | | | |
|--|--|----|-----|
| Job training or education | | 6 | 6% |
| Job searching | | 6 | 6% |
| Keeping a job | | 5 | 5% |
| Reading and writing English | | 1 | 1% |
| Housing | | 13 | 12% |
| Food assistance | | 14 | 13% |
| Transportation | | 6 | 6% |
| Child care | | 12 | 11% |
| Medical care | | 23 | 21% |
| Dental care | | 56 | 52% |
| Alcohol or drug treatment | | 0 | 0% |
| Counseling on relationships with my spouse, partner, family, or others | | 3 | 3% |
| Optical (Vision) Services | | 36 | 34% |
| Nothing special | | 17 | 16% |

| | | | |
|----------------|--|----|-----|
| Something else |  | 14 | 13% |
|----------------|--|----|-----|

5. (4) Which county do you live in? (one answer)

| | | | |
|-----------------------|--|-----|------|
| Antrim | | 0 | 0% |
| Benzie | | 0 | 0% |
| Grand Traverse | | 0 | 0% |
| Kalkaska | | 0 | 0% |
| Leelanau |  | 131 | 100% |
| Other, please specify | | 0 | 0% |
| Total | | 131 | 100% |



6. (5) How long now have you been living in the northwest lower Michigan area? (one answer)

| | | | |
|-----------------------------|---|-----|------|
| Less than 3 months |  | 2 | 2% |
| Between 3 months and a year |  | 3 | 2% |
| Between 1 and 3 years |  | 9 | 7% |
| Between 3 and 10 years |  | 26 | 20% |
| Longer than 10 years |  | 91 | 69% |
| Total | | 131 | 100% |


7. (6) What is your present age? (one answer)

| | | | |
|------------------|---|-----|------|
| 25 years or less |  | 17 | 13% |
| 26 - 35 years |  | 28 | 22% |
| 36 - 45 years |  | 32 | 25% |
| 46 - 55 years |  | 22 | 17% |
| 56 - 65 years |  | 17 | 13% |
| Over 65 years |  | 13 | 10% |
| Total | | 129 | 100% |

8. (7) Are you male or female? (one answer)

| | | | |
|--------|---|-----|------|
| Male |  | 28 | 22% |
| Female |  | 100 | 78% |
| Total | | 128 | 100% |

9. (8) Are you currently ... (one answer)

| | | | |
|---------|---|----|-----|
| Married |  | 50 | 39% |
| | | 4 | 3% |

| | | | |
|---------------------------------|--|----|-----|
| Separated but married | | | |
| Divorced | | 42 | 33% |
| Widowed | | 4 | 3% |
| Single, never married | | 21 | 16% |
| A member of an unmarried couple | | 7 | 5% |

10. (9) How do you describe your race or origin? (one answer)

| | | | |
|-----------------------------------|--|-----|------|
| White and not Hispanic | | 110 | 87% |
| Hispanic White | | 3 | 2% |
| Hispanic other | | 3 | 2% |
| Black or African American | | 2 | 2% |
| Asian or Pacific Islander | | 2 | 2% |
| American Indian or Alaskan Native | | 7 | 6% |
| Other racial group or origin | | 0 | 0% |
| Total | | 127 | 100% |

11. (10) What is the highest grade or year of school that you have completed? (one answer)

| | | | |
|---|--|-----|------|
| 4th grade or less | | 4 | 3% |
| 8th grade or less | | 3 | 2% |
| Less than high school graduation | | 8 | 6% |
| High school diploma or GED | | 33 | 25% |
| High school grad or GED plus job training | | 14 | 11% |
| Some college | | 43 | 33% |
| 2 year college degree or certificate | | 12 | 9% |
| 4 year college or university degree or more | | 14 | 11% |
| Total | | 131 | 100% |

12. (11) What would you estimate as the yearly income from your household, from all sources, before taxes? (check one answer)










| | | | |
|---------------------|--|----|-----|
| less than \$5,000 | | 15 | 12% |
| \$5000 - \$9,999 | | 25 | 20% |
| \$10,000 - \$14,999 | | 29 | 23% |
| | | 12 | 10% |

| | | | |
|---------------------|---|-----|------|
| \$15,000 - \$19,999 |  | | |
| \$20,000 - \$24,999 |  | 14 | 11% |
| \$25,000 - \$29,999 |  | 17 | 13% |
| \$30,000 - \$39,999 |  | 9 | 7% |
| more than \$40,000 |  | 5 | 4% |
| Total | | 126 | 100% |





13. (12) How many people are supported at least in part by the household income, counting yourself? (# of people)



| | | | |
|-------|---|-----|------|
| 1 |  | 42 | 32% |
| 2 |  | 28 | 21% |
| 3 |  | 19 | 15% |
| 4 |  | 21 | 16% |
| 5 |  | 13 | 10% |
| 6 |  | 4 | 3% |
| 7 |  | 1 | 1% |
| 8+ |  | 3 | 2% |
| Total | | 131 | 100% |

14. (13) How many people in the household are children 18 years old or younger? (# of children)

| | | | |
|-------|---|-----|------|
| 0 |  | 61 | 48% |
| 1 |  | 19 | 15% |
| 2 |  | 27 | 21% |
| 3 |  | 10 | 8% |
| 4 |  | 6 | 5% |
| 5 |  | 1 | 1% |
| 6 |  | 1 | 1% |
| 7 |  | 1 | 1% |
| 8+ |  | 1 | 1% |
| Total | | 127 | 100% |

15. (14) When thinking about the future, what is your best hope for reaching your personal goals and dreams? (check one answer)

| | | | |
|---|---|----|-----|
| Getting more education... |  | 33 | 27% |
| Finding a partner who will help out ... |  | 14 | 12% |
| Getting healthy ... |  | 21 | 17% |
| Finding child care so I can work... |  | 5 | 4% |
| | | | |

| | | | |
|---|---|----|-----|
| Finding good transportation... |  | 5 | 4% |
| Kicking my bad habits ... |  | 8 | 7% |
| Winning big in the lottery or at the casino ... |  | 12 | 10% |
| I'm happy with my life now ... |  | 29 | 24% |
| Other (please explain) |  | 25 | 21% |






16. (15) Would you say that in general your physical health is: (check one answer)

| | | | |
|-----------|---|-----|------|
| Excellent |  | 10 | 8% |
| Very Good |  | 37 | 29% |
| Good |  | 42 | 33% |
| Fair |  | 31 | 25% |
| Poor |  | 6 | 5% |
| Total | | 126 | 100% |


17. (16) Would you say that in general your mental health (things like stress, depression, and problems with emotions) is: (check one answer)



| | | | |
|-----------|---|-----|------|
| Excellent |  | 17 | 13% |
| Very Good |  | 26 | 21% |
| Good |  | 41 | 33% |
| Fair |  | 32 | 25% |
| Poor |  | 10 | 8% |
| Total | | 126 | 100% |

18. (17) How much do you feel that you are connected to the people in your community and accepted by them? (check one answer)








| | | | |
|--|---|-----|------|
| Very much |  | 23 | 18% |
| Quite a lot |  | 44 | 35% |
| A little bit |  | 51 | 41% |
| Not at all |  | 4 | 3% |
| I think the people in my community are mostly against me |  | 3 | 2% |
| Total | | 125 | 100% |

19. (18) When you think about the life you live, do you think of yourself as: (check one answer)


| | | | |
|---------------------|---|----|-----|
| A successful person |  | 17 | 13% |
|---------------------|---|----|-----|

| | | | |
|---------------------------------------|---|-----|------|
| Successful in most ways |  | 59 | 47% |
| Not successful yet, but getting there |  | 37 | 29% |
| Mostly not successful |  | 11 | 9% |
| Not successful |  | 2 | 2% |
| Total | | 126 | 100% |










20. (19) Which best describes you? (check one answer)

| | | | |
|---|--|-----|------|
| Employed full-time |  | 18 | 15% |
| Employed part-time by choice |  | 14 | 11% |
| Employed part-time, but want to work more hours |  | 18 | 15% |
| Self-employed |  | 15 | 12% |
| Not employed because I'm a homemaker, student, or retired |  | 36 | 29% |
| Out of work for less than one year |  | 7 | 6% |
| Out of work for more than one year |  | 15 | 12% |
| Total | | 123 | 100% |

21. (20) Do you have any trouble keeping a job? (check one answer)

| | | | |
|---------------------------|---|-----|------|
| Yes (go to question 20.1) |  | 23 | 19% |
| No (go to question 21) |  | 99 | 81% |
| Total | | 122 | 100% |

22. (20.1) If yes above, please tell us what makes it hard to keep a job? (check all that apply)





| | | | |
|--------------------------------------|---|----|-----|
| Transportation issues |  | 4 | 13% |
| Child care issues |  | 2 | 7% |
| Getting along with boss or coworkers |  | 2 | 7% |
| Disability |  | 12 | 40% |
| Health problems |  | 9 | 30% |
| Poor reading and writing skills |  | 3 | 10% |
| Lack of education or skills |  | 2 | 7% |
| Housing issues |  | 1 | 3% |
| Substance abuse |  | 3 | 10% |

| | | | |
|----------------|--|---|-----|
| Something else |  | 8 | 27% |
|----------------|--|---|-----|





23. (21) When you need to get to places too far to walk, what way do you use most often? (check one answer)

| | | | |
|-------------------------------------|---|-----|-----|
| My own car |  | 102 | 82% |
| A relative's car |  | 5 | 4% |
| Someone else's car |  | 12 | 10% |
| Motorcycle | | 0 | 0% |
| BATA or other public transportation |  | 6 | 5% |
| Taxi | | 0 | 0% |
| Bicycle |  | 2 | 2% |
| Hitch hiking | | 0 | 0% |
| Another way |  | 4 | 3% |




24. (22) Which best describes the place where you live? (check one answer)

| | | | |
|---|---|----|-----|
| House (go to question 23) |  | 83 | 67% |
| Apartment (go to question 23) |  | 11 | 9% |
| Mobile home (go to question 23) |  | 10 | 8% |
| With friends or family, but not a place of my own |  | 21 | 17% |
| Community shelter | | 0 | 0% |
| Tent | | 0 | 0% |
| Car, Truck, Van, RV, or Boat | | 0 | 0% |
| On the street | | 0 | 0% |


25. (23) If you do live in a House, Apartment, or Mobile Home, is it: (check one answer)

| | | | |
|--|---|-----|------|
| Owned by you or another household member with a mortgage or loan |  | 50 | 45% |
| Owned free and clear by you or another household member |  | 19 | 17% |
| Rented |  | 33 | 30% |
| Occupied without a rent payment |  | 9 | 8% |
| Total | | 111 | 100% |




27. (1) CHAP Health Survey: How long have you been enrolled in CHAP? (check one answer)

| | | | |
|--------------------|---|----|------|
| Less than 6 months |  | 9 | 30% |
| 6 - 12 months |  | 16 | 53% |
| More than a year |  | 5 | 17% |
| Total | | 30 | 100% |




28. (2) Where do you usually go if you need medical care, including routine check-ups? (one answer)

| | | | |
|--|---|----|-----|
| Your CHAP assigned primary care office |  | 23 | 77% |
| An urgent care clinic |  | 2 | 7% |
| An emergency room |  | 1 | 3% |
| Other (please specify) |  | 5 | 17% |



29. (3) Do you get routine medical checkup exams and preventive care like immunizations, cancer screening, or blood and urine tests? (one answer)

| | | | |
|-----------------------|---|----|------|
| Yes, pretty regularly |  | 7 | 24% |
| Sometimes |  | 9 | 31% |
| No, almost never |  | 13 | 45% |
| Total | | 29 | 100% |


30. (4) Are you presently able to get the health care you need? (one answer)

| | | | |
|------------------------------|---|----|------|
| Yes |  | 23 | 82% |
| No |  | 4 | 14% |
| I don't really need care now |  | 1 | 4% |
| Total | | 28 | 100% |

31. (5) Is CHAP important in getting you the care you need? (one answer)



| | | | |
|---|--|----|------|
| Yes |  | 27 | 90% |
| Somewhat important |  | 2 | 7% |
| Probably doesn't really make any difference |  | 1 | 3% |
| Total | | 30 | 100% |

32. (6) Overall, what would you say that CHAP has done for you? (one answer)

| | | | |
|--|---|----|-----|
| Nothing yet |  | 1 | 3% |
| Helped somewhat |  | 12 | 40% |
| Helped me get care, and I am healthier |  | 17 | 57% |

| | | | |
|-------------------------|--|-------|---------|
| overall because of that | | | |
| | | Total | 30 100% |

33. (7) Are you diabetic? (one answer)

| | | | |
|-----------------------------|--|-------|---------|
| Yes (go on to question 7.1) |  | 2 | 7% |
| No (go on to question 8) |  | 27 | 93% |
| | | Total | 29 100% |




34. (7.1) Has CHAP been important in your care for diabetes? (one answer)

| | | | |
|----------|---|-------|--------|
| Yes |  | 3 | 60% |
| Somewhat | | 0 | 0% |
| No |  | 2 | 40% |
| | | Total | 5 100% |

35. (7.2) How good a job are you honestly doing with all that you are supposed to do as part of your diabetes treatment and testing (one answer)

| | | | |
|---|---|-------|--------|
| Very well |  | 2 | 50% |
| Moderately well | | 0 | 0% |
| Not very well |  | 1 | 25% |
| There really isn't anything that I have to do |  | 1 | 25% |
| | | Total | 4 100% |

36. (7.3) Over the past month, how have you blood sugars been running? (one answer)

| | | | |
|---|---|-------|--------|
| Always below 150 or in the "normal range" for you |  | 1 | 33% |
| Frequently higher than what it's supposed to be |  | 1 | 33% |
| Occasionally higher than it's supposed to |  | 1 | 33% |
| I haven't been checking like I'm supposed to | | 0 | 0% |
| I'm not required to check my blood sugars | | 0 | 0% |
| | | Total | 3 100% |

37. (8) Do you have a problem with high blood pressure? (one answer)


| | | | |
|--|--|--|--|
| | | | |
|--|--|--|--|

| | | | |
|-----------------------------|---|----|------|
| Yes (go on to question 8.1) |  | 7 | 24% |
| No (go on to question 9) |  | 22 | 76% |
| Total | | 29 | 100% |




38. (8.1) Has CHAP been important in your care for high blood pressure? (one answer)

| | | | |
|----------|---|----|------|
| Yes |  | 6 | 50% |
| Somewhat |  | 1 | 8% |
| No |  | 5 | 42% |
| Total | | 12 | 100% |



39. (8.2) How good a job are you honestly doing with all that you are supposed to do as part of your blood pressure treatment? (one answer)

| | | | |
|---|---|---|------|
| Very well |  | 2 | 25% |
| Moderately well |  | 3 | 38% |
| Not very well |  | 1 | 12% |
| There really isn't anything that I have to do |  | 2 | 25% |
| Total | | 8 | 100% |

40. (8.3) Over the past 6 months, how have your blood pressure reading been? (one answer)

| | | | |
|--|---|----|------|
| Never greater than 130 / 80 |  | 1 | 9% |
| Sometimes higher than 130 / 80 | | 0 | 0% |
| Usually greater than 130 / 80 |  | 4 | 36% |
| I don't get blood pressure checks very often |  | 6 | 55% |
| Total | | 11 | 100% |

41. (9) Do you have problems with depression? (one answer)




| | | | |
|-----------------------------|---|----|------|
| Yes (go on to question 9.1) |  | 15 | 52% |
| No (go on to question 10) |  | 14 | 48% |
| Total | | 29 | 100% |

42. (9.1) Has CHAP been important in your care for depression? (one answer)




| | | | |
|--|--|--|--|
| | | | |
|--|--|--|--|

| | | | |
|----------|---|----|------|
| Yes |  | 5 | 36% |
| Somewhat |  | 2 | 14% |
| No |  | 7 | 50% |
| Total | | 14 | 100% |



43. (9.2) How good a job are you honestly doing with all that you are supposed to do as part of your depression treatment? (one answer)

| | | | |
|---|---|----|------|
| Very well |  | 3 | 23% |
| Moderately well |  | 5 | 38% |
| Not very well |  | 3 | 23% |
| There really isn't anything that I have to do |  | 2 | 15% |
| Total | | 13 | 100% |

44. (9.3) Over the past 2 weeks, how often have you felt down, depressed, or hopeless (one answer)

| | | | |
|----------------------------|---|----|------|
| Not at all |  | 5 | 33% |
| Several days |  | 9 | 60% |
| More than half of the days |  | 1 | 7% |
| Nearly every day | | 0 | 0% |
| Total | | 15 | 100% |



45. (10) Do you have major bone and joint problems? (one answer)

| | | | |
|------------------------------|---|----|------|
| Yes (go on to question 10.1) |  | 6 | 21% |
| No (go on to question 11) |  | 22 | 79% |
| Total | | 28 | 100% |

46. (10.1) Has CHAP been important in your care for this bone and joint problem? (one answer)

| | | | |
|----------|---|---|------|
| Yes |  | 2 | 25% |
| Somewhat | | 0 | 0% |
| No |  | 6 | 75% |
| Total | | 8 | 100% |

47. (10.2) How good a job are you honestly doing with all that you are supposed to do as part of your treatment for these problems? (one answer)

| | | | |
|-----------------|---|---|-----|
| Very well |  | 2 | 29% |
| Moderately well |  | 1 | 14% |

| | | | |
|---|--|---|------|
| Not very well | | 2 | 29% |
| There really isn't anything that I have to do | | 2 | 29% |
| Total | | 7 | 100% |

48. (11) Do you have problems with obesity or being significantly overweight? (one answer)

| | | | |
|------------------------------|--|----|------|
| Yes (go on to question 11.1) | | 6 | 21% |
| No (go on to question 12) | | 23 | 79% |
| Total | | 29 | 100% |

49. (11.1) Has CHAP been important in your care for your weight problem? (one answer)

| | | | |
|----------|--|---|------|
| Yes | | 1 | 14% |
| Somewhat | | 0 | 0% |
| No | | 6 | 86% |
| Total | | 7 | 100% |

50. (11.2) How good a job are you honestly doing with all that you are supposed to do as part of your treatment for your weight? (one answer)

| | | | |
|---|--|---|------|
| Very well | | 1 | 11% |
| Moderately well | | 1 | 11% |
| Not very well | | 4 | 44% |
| There really isn't anything that I have to do | | 3 | 33% |
| Total | | 9 | 100% |

51. (12) What other services related to your health do you need, that you cannot get and that are not offered by CHAP? (check any and all that apply)

| | | | |
|-------------------------------------|--|----|-----|
| Vision / eye care | | 19 | 70% |
| Dental services | | 21 | 78% |
| Transportation | | 0 | 0% |
| Counseling / Mental Health services | | 2 | 7% |
| Medications | | 7 | 26% |
| Food | | 1 | 4% |
| Other (please specify) | | 3 | 11% |

